

Aftermarket Marketing Bulletin

BORGWARNER

New Product Introduction



Bulletin Number: **M-08-23 R1**

Date: **12/26/23**

BorgWarner Performance – New SX-R Supercores





BorgWarner Turbo Aftermarket is pleased to announce the release of the AirWerks® S200 and S300 SX-R series supercores for performance applications! The SX-R series offers improved aerodynamics to include a more efficient compressor wheel which is smaller with higher output potential. The smaller rotor group offers reduced inertia and faster time to boost than similarly sized rotor groups.

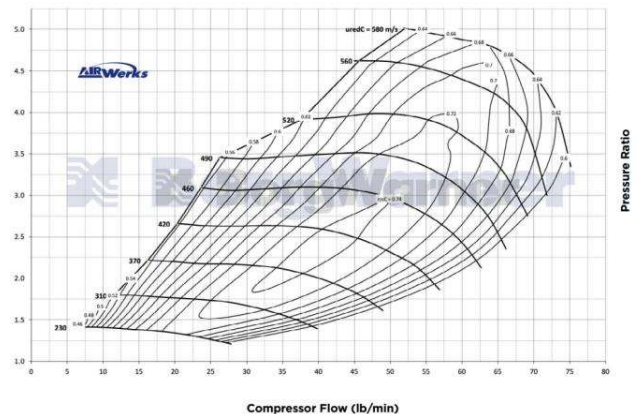
S200SX-R 300 - 775 HP

S200SX-R Features

- Integrated speed sensor port
- Forged milled compressor wheel
- Pre-machined boost port
- Optimized compressor stage aerodynamics

All turbine housing mounting hardware, clamp plates and cap screws included with Super-Core.



Super-Core Part #	Comp Wheel O.D. (in)	Comp Wheel O.D. (mm)	Comp Wheel Inducer Dia. (in)	Comp Wheel Inducer Dia. (mm)	Turbine Wheel O.D. (in)	Turbine Wheel O.D. (mm)	Turbine Wheel Exducer (in)	Turbine Wheel Exducer (mm)	Service Kit
12707105086	2.99	76.00	2.28	58.00	2.74	69.56	2.42	61.43	318383

Need more power? Step up to the S300 SX-R series to gain access 360 degree thrust bearings and up to 1,100 HP shown on the next page!

BorgWarner | Emissions Thermal & Turbo Systems

1849 Brevard Road Arden, NC 28704 | borgwarner.com/aftermarket/boosting-technologies/performance-turbochargers/

All numbers, names and descriptions herein are used for reference purpose only and do not imply that they are the product of the original engine manufacturer.

Aftermarket Marketing Bulletin

BORGWARNER

New Product Introduction

Bulletin Number: **M-08-23 R1**
Date: **12/26/23**

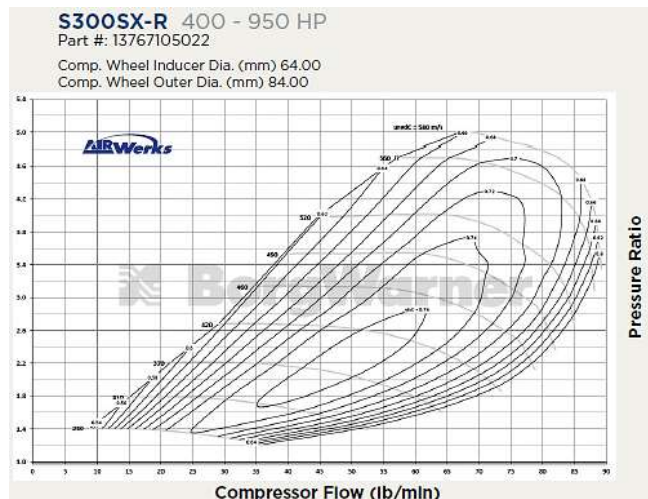
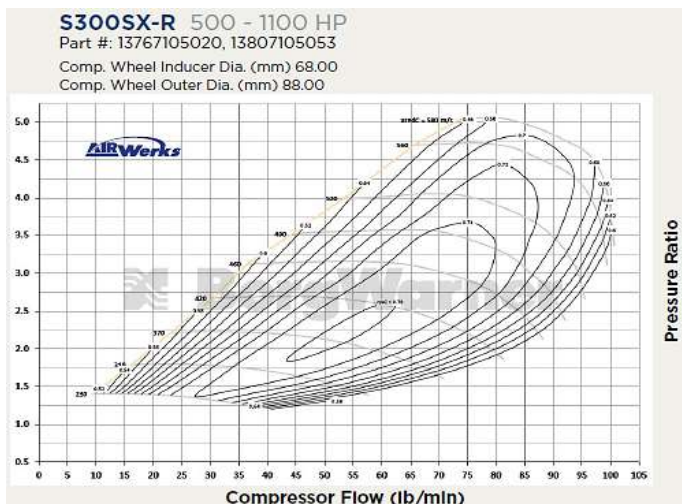
S300SX-R Supercore Features

- Low rotor inertia (quicker spooling)
- 360 degree thrust bearing
- Integrated speed sensor port
- Forged milled compressor wheel
- Flexible compressor cover outlet options
- Pre-machined boost port
- Optimized compressor stage aerodynamics




All turbine housing mounting hardware, clamp plates and cap screws included with Super-Core.

S300SX-R supports up to 1,100 HP!



Super-Core Part #	Comp Wheel O.D. (in)	Comp Wheel O.D. (mm)	Comp Wheel Inducer Dia. (in)	Comp Wheel Inducer Dia. (mm)	Turbine Wheel O.D. (in)	Turbine Wheel O.D. (mm)	Turbine Wheel Exducer (in)	Turbine Wheel Exducer (mm)	Service Kit (360° thrust bearing)
13807105053	3.46	88.00	2.68	68.00	3.14	79.76	2.89	73.37	13007110005
13767105020	3.46	88.00	2.68	68.00	3.00	76.20	2.66	67.56	13007110005
13767105022	3.31	84.00	2.52	64.00	3.00	76.20	2.66	67.56	13007110005

Please visit <https://www.borgwarner.com/aftermarket/boosting-technologies/performance-turbochargers/downloads> to download the latest BorgWarner Performance Turbo Catalog which shows details about SX-R turbine housing options.



BorgWarner | Emissions Thermal & Turbo Systems

1849 Brevard Road Arden, NC 28704 | [borgwarner.com/aftermarket/boosting-technologies/performance-turbochargers/](https://www.borgwarner.com/aftermarket/boosting-technologies/performance-turbochargers/)

All numbers, names and descriptions herein are used for reference purpose only and do not imply that they are the product of the original engine manufacturer.